

INSTRUCTIONS & WORKSHEET

1. Villa homeowners must agree on the color selected for the walls, trim and garage doors. Without an agreement between the homeowners by a Board of Directors set date, existing colors will be the default choice for repainting a villa by the Association.
2. Villa homeowners shall write in "Association" for CONTRACTOR.
3. Exterior paint colors must comply with the Exterior Color Palette choices shown herein.
4. A Color Family is defined as the three complementary colors in a row on the Exterior Color Palette, identified a A through L.
5. Wall color selected must not match the color of the two (2) adjacent (adjoining boundaries) homes/villas on each side or the homes/villas across the street. Refer to the current Verona Homes Color Map, included herein.
6. Other Exterior is defined as soffit, fascia, drip edges and gutters, and is referred to as such herein. These items may be white, replaced with bronze, or painted any of the three colors within the selected Color Family.
7. House downspouts may be white, replaced with bronze, or painted any of the three colors within the selected Color Family.
8. Window Frames must remain white.
9. Lanai screen frames/lanai downspouts may be bronze or white. Lanai screens may be bronze or charcoal.

Follow these steps to help select your colors:

Step 1: Choose your Wall Color from one of the 33 colors on the Exterior Color Palette. Note which Color Family, designated as A through L, that color is in.

Walls: SW _____ Color Family (A-L): _____

Step 2: Choose between the other two colors in that Color Family for your Trim.

Trim: SW _____

Step 3: Within all three colors of your Color Family, choose which color you want for your Garage Doors.

Garage Doors: SW _____

Step 4: Choose your Front Door Color. You may choose any color from the Exterior Color Palette, OR select one of the Alternate Door Colors from the Front Door Palette.

Front Door Color: SW _____

Step 5: Choose your options for your House Downspouts and Other Exterior items. You may choose to keep them white, replace with bronze, or paint them any of the three colors within the Color Family

Downspouts: White Bronze SW _____

Other Exterior: White Bronze SW _____

Step 6: Complete the attached AC Painting Form and submit only the Form Page for approval.

DO NOT SUBMIT THIS PAGE WITH YOUR REQUEST

SUBMIT this through the Request section of the Sunstate Association Management's Owner Portal located at: <https://home.sunstatemanagement.com/login>. You will need your login ID and Password which is managed by Sunstate.

Please Print Clearly

**EACH VILLA HOMEOWNER SHALL
SUBMIT THIS FORM SEPARATELY**

MM/DD/YYYY

STREET ADDRESS _____ DATE _____
Sun City Center, FL 33573

HOMEOWNER _____ PHONE _____

EMAIL _____

NEW EXTERIOR COLORS

Color Family ___ (A through L)

Walls: SW _____

Trim: SW _____

Garage: SW _____

Front Door: SW _____

Downspout: White Bronze SW _____




Other Exterior: White Bronze SW _____






SINGLE-FAMILY HOME

Single-Family Homeowner's Signature

I understand and acknowledge that by typing my name on this form, I am electronically signing this document.

EXISTING HOME COLORS
(from Homes Color Map)

Across Street    Across Street

Adjacent Homes SELF Adjacent Homes

VILLA HOMES

**REPAINTING WITH A DIFFERENT COLOR WILL REQUIRE AN
UPCHARGE FEE PAYABLE PRIOR TO BOARD APPROVAL**

Villa 1 Homeowner's Signature **Street No.**

Villa 2 Homeowner's Signature **Street No.**

I understand and acknowledge that by typing my name on this form, I am electronically signing this document.

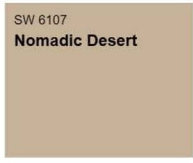




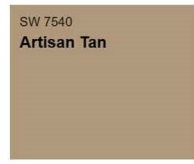


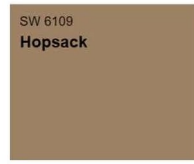
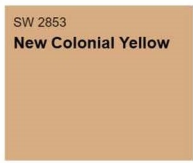

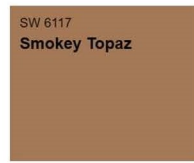


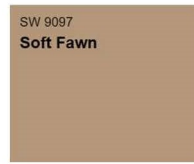
Work by HOMEOWNER _____ ESTIMATED COMPLETION _____
MM/YYYY

CONTRACTOR _____








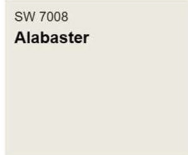
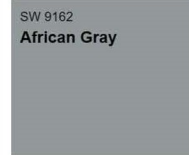

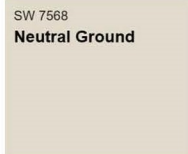
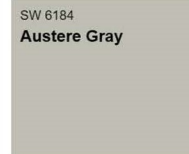
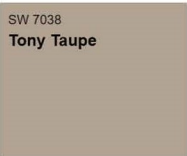
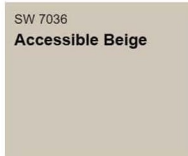
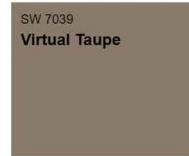



★ No license is required in Hillsborough County
Proof of General Liability Insurance
Proof of Worker's Comp. Insurance

Actual color swatches can be obtained at any Sherwin Williams store or contact Architectural@MyVeronaHOA.com for assistance.

Due to variations in printers, the colors on the printed chart may not accurately represent the true color. We suggest that you verify your color choices by looking them up on this link, <https://www.sherwin-williams.com/homeowners/color/find-and-explore-colors/paint-colors-by-family#/active/color-wall/section/sherwin-williams-colors/search/>, or by seeing the physical swatches available at a Sherwin Williams Store.

Exterior Color Palette (Pg 1 of 2)			
Color Family	1	2	3
A	Nomadic Desert SW6107 	Moderate White SW6140 	Double Latte SW9108 
B	Believable Buff SW6120 	Navajo White SW6126 	Artisan Tan SW7540 
C	Downing Straw SW2813 	Ivory Lace SW7013 	Hopsack SW6109 
D	New Colonial Yellow SW2853 	Interactive Cream W6113 	Smoky Topaz SW6117 
E	Compatible Cream W6387 	Napery SW6386 	Soft Fawn SW9097 

DO NOT SUBMIT THIS PAGE WITH YOUR REQUEST

Exterior Color Palette (Pg 2 of 2)			
Color Family	1	2	3
F	Burlap SW6137 	Softer Tan SW6141 	Thatch Brown SW6145 
G	Fawn Brindle SW7640 	Aged White SW9180 	Jogging Path SW7638 
H	Online SW7072 	Alabaster SW7008 	African Gray SW9162 
J	Evergreen Fog SW9130 	Neutral Ground SW7568 	Austere Gray SW6184 
K	Tony Taupe SW7038 	Accessible Beige SW7036 	Virtual Taupe SW7039 
L	Daphne SW9151 	Extra White SW7006 	Distance SW6243 

DO NOT SUBMIT THIS PAGE WITH YOUR REQUEST

For the Front Door Colors, choose any color from the Exterior Color Palette on the previous two pages, OR choose one color from the options below.

Additional Front Door Colors		
<p>Windy Blue SW6240</p>  <p>SW 6240 Windy Blue</p>	<p>Flower Pot SW6334</p>  <p>SW 6334 Flower Pot</p>	<p>Andiron SW6174</p>  <p>SW 6174 Andiron</p>
<p>Rockweed SW2735</p>  <p>SW 2735 Rockweed</p>	<p>Grounded SW6089</p>  <p>SW 6089 Grounded</p>	<p>Naval SW6244</p>  <p>SW 6244 Naval</p>
<p>Yarrow SW6669</p>  <p>SW 6669 Yarrow</p>	<p>Quixotic Plum SW6265</p>  <p>SW 6265 Quixotic Plum</p>	<p>French Roast SW6069</p>  <p>SW 6069 French Roast</p>
<p>Dried Thyme SW6186</p>  <p>SW 6186 Dried Thyme</p>	<p>Marooned SW6020</p>  <p>SW 6020 Marooned</p>	

Homes Color Map

Prior to submitting your AC Painting Form, verify the Existing Home Colors shown on the map are the most current version.



Letter indicates Color Family.

Number indicates Wall Color within the Color Family.

